



Acoustic Systems

Screenwood Acoustic Systems are ideal for new and existing fitouts to maximize sound absorption. Designed for use on walls and ceilings where echo reduction is critical to the comfort and amenity of the room.

Acoustic Options

All acoustic options are delivered to site with the Screenwood Panel as part of a finished solution.

SC15

All Screenwood Panels for internal applications are fitted with SC15 acoustic scrim as standard. This acoustic fabric achieves an NRC of up to 0.7* and has been specifically designed to complement the full range of Screenwood Panels. It is available in black only.

SCP50 (Optional)

For outstanding acoustic performance the SCP50 can be included in any internal Screenwood system to achieve an NRC of up to 1.0*. The polyester acoustic fabric will be supplied in either sheet or tile format.

Custom Acoustics

For projects that have specific acoustic requirements, Screenwood can facilitate the testing procedures. For further details on our acoustic tests contact Screenwood customer service.

* Tested on Screened panel 4020



Should you require any further information, please contact us on:

Tel (02) 9521 7200 | Fax (02) 9521 7222
 Email info@screenwood.com.au
 Web www.screenwood.com.au

Panel Sizes

- Screenwood Ceiling and Wall Panels are delivered to site pre-finished in modules 296mm wide and in lengths from 100mm-3600mm.
- Panels are cut to specified lengths with mitre cutting for bulkheads, corner and edge trims if required, and delivered ready for installation.
- For panel lengths longer than 3600mm, Screenwood recommends dividing the ceiling into two or more bays of panels with an expressed gap of 10mm between panels. Screenwood recommends avoiding butt joints.
- A shadowline perimeter gap of 20mm is recommended where panels are placed within a coffer or adjacent to a wall.

Screenwood Ceiling Panels can be used within a coffer or suspended below the existing ceiling level. Screenwood's concealed bracketing system (patent pending) is screwed to the ceiling substrate or suspended ceiling system creating a floating ceiling effect without exposed fixings. For floating ceilings, the acoustic lining can be omitted.

Timbers, Coatings and Finishes

Screenwood solutions are available in Western Red Cedar, Hoop Pine, Hemlock and Spotted Gum. Other species may be available upon request. Screenwood is PEFC certified. Internal systems include the acoustic scrim fabric SC15 backing. All panels are pre-finished prior to delivery and a range of finishes are available for internal applications.

All of our internal coatings (excluding Spotted Gum) are low VOC. Please visit our website to see colours or request a sample at www.screenwood.com.au

Lighting and Building Services

Screenwood Panels are suitable for use with many lighting options including down lights, strip lighting and pendant lighting. Flush mounting or recessing of lighting fixtures and incorporation of building services such as electrical and sprinklers can be accommodated by trimming panels on site.

Fire Rating

All Screenwood timber products have been rated a group 3 building material in accordance with Specification C1.10 of the Building Code of Australia. Please contact Screenwood customer service for further information.

VOC Emissions

Screenwood Internal Panel Systems have been VOC tested in accordance with ASTM D5116 small chamber test. At a result of <0.018mg/m²/hr, it exceeds the GBCA requirements for commercial fitouts.

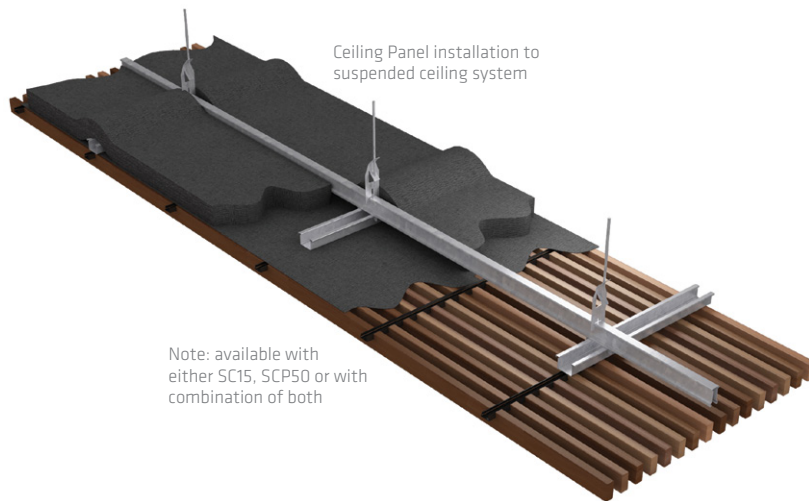
PEFC and Environmental Certification

Environmental considerations are a cornerstone of design and production at Screenwood. Screenwood is PEFC certified and is committed to using timber from sustainably managed forests.



ACOUSTIC PANEL SYSTEMS

Typical Acoustic Ceiling Installation



Typical Acoustic Wall Installation




Detail: Section through vertical wall application with SC15 acoustic scrim and SCP50 batts

ACOUSTIC CEILING TILE SYSTEMS

Ceiling System Cross Sections

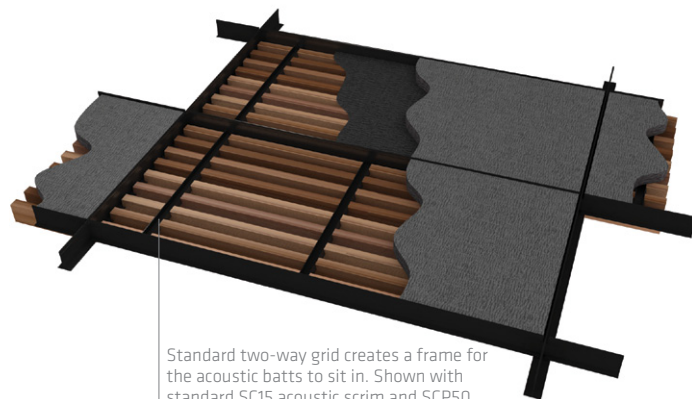
CROSS TEE VIEW

SCP50 acoustic polyester backing sits within the ceiling frame to provide sound control as well as concealing/disguising the framework and plenum



Black cross tee concealed with slat spacings

Back View Ceiling Tile Installation



Standard two-way grid creates a frame for the acoustic batts to sit in. Shown with standard SC15 acoustic scrim and SCP50 acoustic polyester backing.

Substrate Requirements and Installation

Screenwood Panels are designed as a modular system:

- For ease of installation and reduction in labour costs over installing the blades individually.
- Ideal for existing fitouts to refresh a space or conceal building services.
- Can be easily removed for access to services after construction.
- Can be installed by any reputable builder, ceiling fixer or fitout company.
- The standard colour of the Screenwood bracket is black. Using colour matched black screws to install the panels further conceals the installation fixtures.
- Simply screw between the slats through the bracket into the ceiling substrate.

- All Screenwood Panels include the standard black acoustic scrim which can also conceal the plenum area. Situations such as decorative suspended ceilings where the textile is not required can be accommodated.
- If not using SC15 acoustic scrim, it is recommended that the ceiling substrate be painted black to give depth and to conceal the ceiling substrate and brackets.
- Phone or email support from Screenwood will ensure the positions of our brackets and the substrate supports align.

Maintenance and Warranty

Maintenance of Screenwood Panels varies according to the coating and the application.

Where the Screenwood Systems are used in an internal application and are pre-finished in internal grade coatings, periodic dusting should keep the panels looking their best. Should the panels require cleaning, we recommend wiping the panels down with a clean damp cloth. If the panels are subjected to any moisture, please wipe them down immediately. Internal coatings should not be wet down or hosed as this will negatively impact the coating. Oil coatings used in internal applications may be better cleaned with a soft brush and vacuum, taking care not to bruise the timber during this process. All Screenwood products carry a limited 5 year warranty. Refer to www.screenwood.com.au for further maintenance and warranty information and exclusions.